

# Sports News



Skills & Confidence

Students have been working hard this term in PE and swimming to improve their skills and confidence in different areas. In year 7 PE, the students have been working on the basic skills that they need to have in order to play different team and individual sports. A special mention must go to Terry - 7T, Connor - 7B, Katie S - 7B and Katie A 7BK who showed that they have fantastic determination and high quality basketball skills.



Dan can now swim in the deep end of the pool

While some students in year 9 were working on their football skills with the Newcastle Football Foundation, the rest of year 9 were working on their confidence in the pool. Students from 9P this term have been focussing on improving their front crawl swimming stroke and building their confidence while swimming in the deep end without stopping. All students have achieved some good behaviours for learning with their grit and determination to keep on



Emily can swim without support

going, even when they felt they couldn't do it. A big well done goes to Emily - 9P who now can swim without adult support on her front, and Dan, 9P who can now swim to the deep end and back without stopping. Well done 9P.

This term some of our Year 11 students have been working on different types of dance in their enrichment lessons.



Dance

They have been learning about what dancing is all about and that space, time and moving different parts of their body are important. They have also been learning that there are many different types of dancing that they can do. Their main focus has been practising and performing the Tango with a partner, and working as a class perfecting some line dancing. All students have worked extremely hard and have been very confident performing in front of their class mates. We hope to see some of their moves at the next disco.

**NUFC Foundation** This term we have benefited from Newcastle United Foundation coaches coming in to support the students improving their teamwork and football skills. The students worked on confidence while playing with different friends and they worked on their passing and shooting skills within a game. 'Newcastle United came into school. I really enjoyed the coach coming in because it was something new. I learnt new skills and it was good fun. I liked playing matches and I liked playing new games like 'stuck in the mud'. It was good playing with 9P as well, everyone enjoyed it.' - Dylan, 9B



Thank you Sainsbury's, Heaton for continuing to provide fresh fruit each week for our students to enjoy

Advert designed by Leon - 9P

Winter 2016



# School News



Contact us on — Tel: 0191 2952280 email: admin@scp.newcastle.sch.uk

## Sensory Curriculum 2016

The Sensory Curriculum in Sir Charles Parsons school seeks to offer a sensory diet that will help the students to improve, use and integrate their sensory processing, visual, auditory, tactile, olfactory and kinaesthetic awareness and skills.

Students learning is focussed on developing the following areas: sensory awareness, communication skills, cognitive understanding, physical development, self-help and independence skills, emotional



Charlotte listening carefully to the sound of the rigid tube being strummed



Jayden explored all the Autumn objects-textures, smells and sounds

and social development. Students with profound and multiple learning difficulties and those with complex sensory needs benefit from this approach to learning.

The progress that the students have made during this first term of the sensory curriculum can already be seen. Students have benefited from alternative explorations of self and the wider world. They have made progress in many areas including vocalisations, being settled within their environment, visual tracking and reaching out to gain attention or to explore objects. Students are interacting positively with the members of the staff working with them and also other students within the group building on their social interactions and development.

Students are enjoying the sessions that they take part in, learning new skills or consolidating old ones and achieving the SCRUFFY targets set out in their Individual Education Plan.



This month our 'Star Signing' group went along to Asda, Byker, to bring some Christmas cheer to the staff and customers. They were greatly received, singing and signing to all the most popular Christmas carols. As well as letting more people know about our school they also raised over £320 in donations with a bucket collection for The Friends of Sir Charles Parsons School.

## What is the Local Offer?

The Local Offer is a way of letting families know the services that are available locally and how to access them; from specialist social care services, to universal sports activities. It's also a way of finding out which services are needed in Newcastle.

The Local Offer includes all of the information, advice and support that children and young people with SEND and their families might need. It also includes places to go and fun things to do. It's really well-used when people want to find school holiday activities, for example. All of this information is now together in one place to make it easier to find.

[www.newcastle.gov.uk/localoffer](http://www.newcastle.gov.uk/localoffer)



Sir Charles Parsons School







## Latest News from The Friends of Sir Charles Parsons School

'The Friends of' have had a busy term fundraising initiatives, which at present are to provide specialist outdoor play equipment and support residential experiences for all of our students.

In September staff, parents and some students took part in a 'bucket collection' at Dobbies Garden Centre in Ponteland.



The weekend was extremely successful and we managed to raise over £850 for our school thanks to the generosity of customers at the store. The event also gave us the

chance to raise the profile of our school and charity and the work we do.

In October we launched the '100+ club'. So far we have had three lucky winners; one of our year 9 parents, and two members of school support staff. Each won around £50 with the 'friends of' collecting around £600 for the year.

**Anybody wishing to join the 100+ club can still do so at the cost of £1 per remaining months left until October 2017.**

During November we began selling tickets for our Christmas raffle. Again, we had some terrific prizes donated including an iPad mini from Robertson's FM, a signed NUFC shirt, an overnight stay for two at The County Hotel and theatre vouchers.



This month we hosted our annual Christmas Coffee Morning. The coffee morning was well attended by parents, carers, governors, friends of our school and of course our students including student representatives of the Compass Trust schools.

**The Coffee Morning proved a great success and thanks to the fantastic support we received from our parents, carers and friends-we managed to raise over £2,100 for our charity!**



## Forging New Connections

As a school we believe the social and emotional development of children is hugely important and we use the Thrive program to help structure and support students to develop these skills. It was therefore our great pleasure to be asked to take part in the first Thrive conference, 'forging new connections', held at The Great North Museum. The event was for all parents, Thrive trained staff in schools, and professionals wanting to find out more about how Thrive takes brain science and child development research and provides activity programmes to help children and young people develop their emotional well-being.

Students and staff were involved in leading a workshop to show conference delegates some of the ways we use Thrive in school and the sort of activities students enjoy as part of the programme. A number of parents from school came along to learn more about the type of activities Thrive includes. We had the opportunity to take part in some of the other workshops going on, where we explored some 'being', 'doing' and 'thinking' activities which is what we call the first three stages of Thrive development. We also got to meet some of the Tyne and Wear museum staff, who lead activities that are available to families any time they visit the museum. We had a great morning at the conference, one workshop that proved very popular with everybody was 'Being', the students enjoyed 'matching the emotion' using picture frames.



Domingos and Rebecca  
tried out 'feeling  
frames' to show different emotions



Advert designed by Jack, 9P



Also attending our Winter '16 Coffee Morning was Carol Pattison, Fund Director of The Chronicle Sunshine Fund.

The charity provides specialist equipment to help with learning and mobility needs of young people with disabilities living in the North-East. Carol would like to encourage any parents and carers to get in touch to see if the charity could help provide such equipment to their son or daughter. Contact Carol on:  
**T: 0191 201 6298, M 07837 480 859**  
**Email: caroll.pattison@ncjmedia.co.uk**



In 'My World' lessons we have been learning about traditions and celebrations. We started the topic on the 31st October so the first celebration we looked at was Halloween. The traditions that we did for Halloween were pumpkin carving and 'trick or treating' where we had to pull a scary face before we got into the classroom. We then did a lot of learning about Christmas and traditions such as decorating a Christmas tree, pulling crackers and giving presents. Lots of people around the world do these traditions. In Newcastle we have a special tradition which is visiting Fenwick's Window. Each year the shop put different Christmas displays in.

The whole class went to see Fenwick's Window. We sang Christmas songs on the school minibus as we went in. This



year the window was about Beatrix Potter and her stories like Peter Rabbit. There was music playing and a voice telling bits of the story. The bits in the window all moved as well, some went up and down, some went around. Everyone liked the fish that looked like it was jumping out of the water. We talked about the window when we came back to school and decided that we all enjoyed our visit and liked the window but thought it wasn't very Christmassy, so when we came back to school we designed our own windows during our computing lesson using Adobe Photoshop.

- Stephen and Davood 7BK

## E-Safety Update


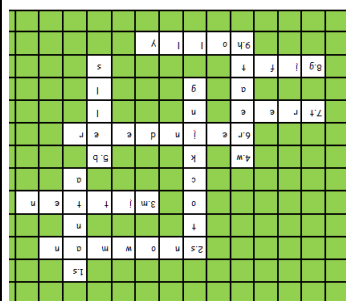


Students are continuing to have increased access to technologies at home, with social networking sites appearing to be the most

popular applications. Whilst there are many benefits to using these sites, such as an increase in ICT skills or more opportunities to communicate, there are potential risks that parents/carers should be aware of and supporting their young people to manage.

In recent months there has been an increase in students using an app called 'Musical.ly' which allows users 'to express themselves creatively' by adding short videos to favourite music tracks and posting the finished projects on their profile. It is important that if your child is using this app that you are aware of the security settings. When videos are created and shared they can be viewed by whoever is 'following' the account or has been 'approved'. By choosing settings from the profile page, and switching the account to 'private' your young person's information will be more secure. Selecting 'hide location info' also adds an extra level of safety for your young person. As always, if you have any concerns or need any further support please feel free to contact Jo Anderson at school.

## Kids Zone Answers

Missing Letters: tinsel candle angel





## Let's get cooking

Our 'Let's get Cooking' club have tried out some new muffin recipes this half term. Our favourite so far have been Sweet Mince Muffins.

**These muffins make a nice festive treat and are a healthier & easier alternative to sweet mince pies.**

Club members Bailey and Letalia show you how easy it is to make them at home!

### Ingredients:

250g self-raising flour  
100g golden caster sugar  
1 x 5ml spoon bicarb. of soda  
2 x 5ml spoons mixed spice  
85ml sunflower oil  
2 eggs  
200ml semi-skimmed milk  
125g sweet mince

### Equipment:

Weighing scales  
12-hole muffin tin  
Paper muffin case x 12  
Measuring spoons  
Mixing bowl  
Wooden spoon  
Measuring jug x 2  
Fork  
Oven gloves  
Wire rack

### Instructions:

1. Preheat the oven to 200°C/180°C fan or gas mark 6
2. Put the paper cases into the muffin tin.
3. Mix together the dry ingredients (flour, sugar, bicarb. and mixed spice) in a mixing bowl.
4. Pour the oil into the measuring jug.
5. Beat the eggs separately in a second measuring jug and add to the oil. Rinse out the jug.
6. Measure out the milk and add to the oil and egg mixture.
7. Pour the wet ingredients into the dry ingredients and stir until JUST combined.
8. Fold in the mincemeat.
9. Spoon the mixture into the paper cases.
10. Bake for 15-20 minutes, until risen and just golden. Cool on the wire rack. Serve warm.



## Blue Dolphin Caravan Site

On the 12th October, 10G went on a residential visit to Blue Dolphin Holiday Park in North Yorkshire for three days. We shared two caravans which were very comfortable. We enjoyed a cooked breakfast in one of the caravans each morning so we were very full after sausages, bacon and eggs as well as toast and cereal! The caravan park was very close to Scarborough so on our second day we went to the Sea Life Sanctuary. We had lots of fun and learnt lots about the different sea life we saw there. We especially loved the huge turtle and stingrays that swam above us in an underwater tunnel which we were able to walk through. Back at the holiday park we enjoyed activities in the swimming pool which included kayaks and 'water walkerz' which were giant rubber balls we were able to get inside and roll about on top of the water in.



Tom and Daniel try out 'water walkerz'

In the evenings we had our meals in the restaurant there which were lovely and included fish and chips, burgers and macaroni cheese. We then went into the leisure area and were entertained by the staff working in the park.



Dancing the night away!

They put on great shows which involved lots of singing and dancing. We were very sad to leave at the end of our trip and hope to go back again one day. - Jordan 10G

## Finding Out..



In computing lessons we have been learning about word processing. One of the articles that we had to write and edit was about The Titanic. We all found it very interesting about what had happened to the boat and Leon asked "What would have happened to The Titanic if it was still here?". We researched old boats in the UK and found that Hartlepool has a very old boat called HMS Trincomalee at 'The National Museum of the Royal Navy Hartlepool'. We went to visit on Friday the 9th of December. When we got there we were met by a man called Stuart. He was dressed in clothes that looked like they were from Victorian times and from old boats. When we got on the ship, we were surprised at how small it was inside. When we were walking round we had to duck down so we didn't bump our heads. We went up on the deck first of all and Stuart showed us how the ship is steered. It took four people, two to pull down at one side and two to push up at the other. It was really hard because when we were turning the wheel we were pulling lots of rope and metal chain which were then moving the tiller bar to steer the boat. Stuart also showed us the masts. They were really high up but people used to have to climb up and then walk along the



yard arm to lift the sail. The people weren't fastened on so they just had to keep their balance. Also on the top deck was the toilet. At the very end of the ship there was two holes that went straight to the sea. Stuart said when a wave came people would have to hold on to the side in case it washed them in to sea because then you would get lost. And instead of toilet roll there was odd threads from ropes to wipe with. They were really rough and itchy and damp because they were always outside in a bundle. But, the captain had two toilets in the captain's quarters. There was one on each side of the ship so depending on which way the sea was rolling the captain could choose the toilet. - Leon and Paul 9P

## Letter from the Head



Dear Parents and Carers,

The end of term - again! It seems no time at all since we were welcoming the new year 7 students and helping them settle in to their new classes and get to know the school. This term is always one of my favourite times in the school year where we have so many opportunities to come together as a community and take part in whole school activities. The Christmas coffee morning is always a popular event and a great chance for parents, carers, friends and past students to visit and catch up. It is lovely to see so many visitors, but even nicer to see our students happy, confident and sharing their school with family and friends. The student's confidence and pride in themselves and their fellow students is one of the high points of the term. I love watching as they meet guests and family, show them round and, most importantly, talk them into spending lots of money!

Fundraising has been a hot topic this term with the Friends of Sir Charles Parsons (FOSCP) now established and entering their second year. I, and the school, really appreciate the work of the staff, parents, governors and others who contribute to the work of FOSCP. Without the funds raised by FOSCP the school wouldn't be able to provide the additional experiences which enrich and improve our students lives. We rely on fundraising to be able to support the residential activities, whole school theatre trips and specialist outdoor equipment that our students benefit so much from. The school and FOSCP wouldn't be able to do any of this without the help of parents, carers and the many other individuals and businesses which support us. Thank you for all your support this term and I hope you all have a very happy and enjoyable festive season, Karen Hamilton



## Changes Ahead ↑

September can bring some big changes to our students lives for those moving on to a new school setting. Three of our students talk about the transition from primary to secondary and the choices they make after year 11. We also catch up with one of our previous year 13 students.

I liked visiting Sir Charles Parsons School when I was in year six at Hadrian. I looked around the school and went for a swim in the pool which was really good. I like coming to SCPS because the staff are helpful. Break times and lunch times are great because you can choose what club to go to like ICT, football, the heart or the big yard. At Hadrian school we stayed in one classroom most of the time. In this school we move around for our lessons. I like having different teachers in different rooms. I enjoy computing, it is my favourite lesson. I am making an 'all about me' book using Publisher. - **Talia, 7BK**



I moved to sixth form in September. So far I have really loved it. I like being in Mrs Haq's and Janette's class because Janette used to be my LSA in year 7, 8 and 9. We get lots of double lessons in sixth form which is good because you learn more, like in life skills we have done loads of cooking and have learned how to make lots of meals from scratch. We go out much

more to shops and places to practice money skills. I like hanging around with my friends at break and lunch times in the sixth form area and usually play 'Mario Kart' on the Wii with Adam and Ryan. Sir Charles Parsons sixth form was definitely the right choice for me! - **Ellie, 6H**



The move to Walker has been exciting for every one of us and when you are here I think you get treated more like a grown up and get more privacy as you have your own locker and computer work station.

You have to wear a uniform that is the only set back, but wear it as you will probably have to wear one when you get a job. At Walker Technology College you get more work experience which is a bonus. It is good being at Sir Charles Parsons sixth form at Walker Tech, so why not try it when the time comes? - **Jordan, Year 12, Walker Tech.**

Following attendance on several work experience placements whilst at school including Project Choice half-day placements, Dan is now attending an internship with Project Choice where he attends Gateshead College for one day a week and goes out on full day placements for four days per week. Since Dan started his internship in September, he has had two placements in Newcastle Hospitals post rooms and as a domestic assistant on the wards. He is now enjoying his placement with a furniture reclamation organisation.

Dan said 'This project is really good, it's hard work and I have enjoyed meeting new people. I have tried three placements and am really happy where I am now in the RVI. I really enjoy the college side too as we all get on in the group and look out for each other.'

- **Dan Stone, Project Choice**



Advert designed by Keirian, 9P

## ELECTRONICS

This term in EP (Enrichment Programme) we have been doing a brand new unit called 'electronics'.

At the beginning of the term we were set the challenge of designing and making a circuit for a model boat.

In Year 8 we learnt about electricity and circuits in science lessons. We had to remember some of this to be able to make our circuit.

First of all, we worked together to make a circuit out of some train track. It had to all fit together to complete the circuit. It was a really fun task.



Next we had a boat race in the swimming pool. Some of the boats used wind power so we had to blow them across the pool, some had a pull string, one had a battery operated motor. The best one was the one that had the battery because it just kept going all the way to the end of the pool. We then tested lots of different combinations of battery size, propellers and metals that conduct electricity to find the components that worked best.

After this we started building the circuit. We had to attach the components to the circuit board. We learned to use a soldering iron.

So far we have tested our circuit in a shallow tray of water. The boat had a cargo of Jelly Babies that we had to pass from one side to the other. There were a few problems to trouble shoot but then it worked. Our final step is to test the boat in deeper water. - **Students from year 11**



## Year 10 Life Skills & Literacy

Students in year 10 have been learning about healthy living and choices they make regarding lifestyle. They have visited local leisure attractions such as parks, libraries and shopping centres. In literacy lessons the students were required to write a report about one of their experiences.

'We went to Wallsend. We have been doing life skills. We have been doing a unit on healthy living and went to the outdoor gym at the park. We used the gym for a bit and then we went to the park and then we went back to school.' - **Abigail, 10W**

In life skills a group of year 10 students have been going to parks for their leisure time. I did not like the gym very much however I loved the park.' - **Alex, 10W**



## Introducing Clive Thrive



During December we have had a very special visitor in school. Clive Thrive may look like an average everyday elf, however, don't be fooled by his appearance. He is actually an extraordinary young

elf, who has managed to get up to all kinds of mischief when no-one was looking, though looking at us he has been!

Clive Thrive started his antics with wrapping every classes register which caused a bit of early morning chaos. He's also been checking on our manners at lunchtime, looking to see who has been saying please and thank you. One day we arrived in school and the Christmas tree was decorated with socks! We've had chairs turned upside down, computers wrapped up in Christmas paper as well as some special treats courtesy of Clive including a North Pole Breakfast for our students of the week and a community colouring activity in the heart of school for break times.

He has continued to puzzle us with his nightly missions to greet us each morning when we get to school, we have loved having Clive and he will be missed by all in the New Year! See you next year Clive xxx



# Geocaching????

What's it all about?


You pronounce it Geo-cashing, like cashing a cheque.

Geocaching is a real-world, outdoor treasure hunting game app. Using devices like an iPhone or smartphone Players navigate to a specific set of GPS coordinates and then attempt to find the geocache (container) hidden at that location

The Rules:

- If you take something from the geocache (or "cache"), leave something of equal or greater value.
- Write about your find in your cache logbook.
- Log your experience at [www.geocaching.com](http://www.geocaching.com)

Every Thursday we have lessons on survival which will lead to lessons with the cadets in year 13. This term we have been doing Geocaching at local country parks using an iPad. We have looked for hidden boxes and added our name, 'The Walker Trekkers' to the list. We have hunted at Bolam Lake, Rising Sun, Plessey Woods and Big Waters. Sometimes we haven't been able to find where the cache is. I loved finding the box first even though I slipped in the mud and got really dirty! Next term we are going to learn more about orienteering and map reading skills as well as survival. - Kye WT 6th form.



Geocaching is an outdoor adventure where you look at clues to find the whereabouts of the Geocache. The Geocache could be a box or a sack which is camouflaged. In it there is a strip of paper that has people or group names on that have found it. There are also little objects inside, just small things that can fit in tubes or sacks, like crayons and cars. We found lots of things that smaller children would like. I have loved doing it because I enjoyed taking the scroll and filling in our details. I also enjoyed finding other things that not many people could find like a wooden sofa and armchair which were at Bolam Lake. - Joe WT 6th Form



## Compass Trust Friendship Thursday

In the run up to Christmas last year the trust student's council decided it would be a nice idea to create a design together to make into a calendar or Christmas card or tea towel to sell at the Compass Trust Christmas Fair. We then realised we had left it far too late and would have to plan for next year. As next year has arrived we have worked together to create a design. Rather than getting an external company to print mugs, badges, Christmas cards and tea towels we are going into production ourselves!

At the beginning of November students from each school got together and found out more about the sublimation printing process. We each designed our own mug to see how it works and what would happen to our trust design when it was being printing on to mugs and tea towels. First we had to create a design using a computer or drawing it by hand. The design was then flipped over so it was back to front and printed out on a printer with special ink and paper.

We stuck the design round a mug using gold coloured tape that doesn't melt and the mugs were put into a hot plate for 3 minutes. The heat plates have to be really hot (350°F) to fix the ink to the mug, so when the mugs came out they were too hot to touch.

Everyone did a great job on their own designs and each school started work on their student picture for the Trust design. One person from each school had to draw a picture to represent a student from their school and the four different figures feature on mugs and tea towels printed to be sold at each of our Christmas fairs.

Students met up again throughout the month to print the final design onto different items ready for a busy December of selling. Everyone enjoyed taking turns manning the Compass Trust stall at the different fairs at each school. All the items were very popular and we can't wait to decide on our next printing enterprise project.



Student Facilitators from NBS got busy badge-making

## Hydro Literacy

As part of the literacy curriculum, some students across Key Stages 3 and 4 have been introduced to a 'literacy swim' one lesson a week.

The main objective of the sessions is to increase students' levels of enthusiasm and engagement in literacy lessons by learning in a different environment in which they enjoy. The lessons take place in the hydrotherapy pool where students are able to experience and engage in activities which enable them to practise a range of skills.



Ava and Katie begin each lesson by matching names to photos to take the register

These include, basic reading and writing, the exploration of sensory objects, their interaction in social games and participation in sensory stories. All students involved in the lessons also gain from the therapeutic benefits of the hydrotherapy pool.

This term, students have enjoyed taking part in the stories based around a pirate theme. They have had the opportunity to dress up as pirates and act out a range of adventures in order to find the hidden treasure!



I like doing my learning in the pool. At the start I have to find the letter 'A' in the water for my name. My favourite game is 'Pirates' - Ava 8M



Ava finds the treasure chest!

## Live Music Now

In November Milestones Jazz Trio (provided by Live Music Now) came along to school and gave us a hand-clapping, toe-tapping exciting jazz performance. Students enjoyed taking on the role of the conductor, controlling the volume and speed of the band.



Libby and Zubair conduct the musicians

## Beadnell




In September my class went to Beadnell in Northumberland for three days and two nights. When I got there I unpacked my case, I was sharing a room with Antonio. We went to the beach which is just next to the house. Some people played football but I played with my 'Secret Life of Pets' ball. We had an indoor picnic for tea.

The next day we went to Alnwick Gardens. I saw lots of waterfalls and a treehouse. I raced Mrs Anderson over the bridges. I would say Alnwick Gardens is an excellent day out. That night we had fish and chips from the chip shop for tea. After tea we played bingo. I won some pens. Before we set off to come back to school the next day we went to Seahouses. We found a big gift shop that sold all kinds of things. I bought a 'Keep Out' sign, a colouring book and a set of colouring pens and pencils. I think the trip was fantastic and I had lots of fun times with my friends.

- Bailey 8M



# SCPKIDS Zone



## What's Clive been up to? Crossword



Across

1. We had to do this loudly to release Clive?
4. Clive never turned the tables, he turned over the \_\_\_\_\_?
6. Clive's surname.
7. We first met Clive during this?
9. They were all wrapped up one morning?

Down

1. Clive hung them on our Christmas tree?
2. He captured Clive and put him in a jar?
3. Clive has both a naughty and a nice one?
5. Students of the week enjoyed this?
8. A break time activity left for us?

## Picture Word



## John's Christmas Crackers!

Why does Santa have three gardens? So he can 'ho ho ho'!

What kind of motorbike does Santa ride? A Holly Davidson!

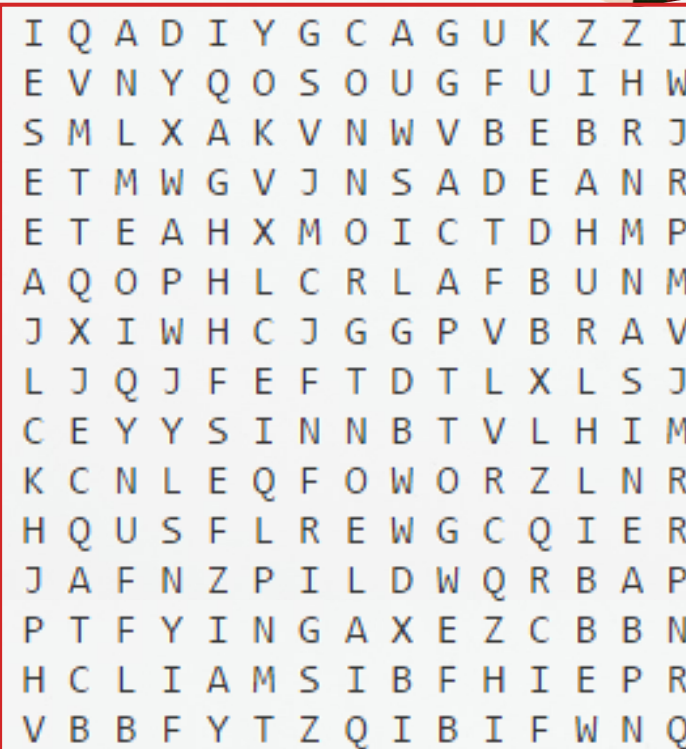
Who delivers presents to cats? Santa Paws!

What do you get if you cross Santa with a detective? Santa Clues!

What do you get if you cross Santa with a duck? A Christmas Quacker!

Who delivers presents to baby sharks at Christmas? Santa Jaws!

## Find the Elf!



Can you find the names of our elves hidden in the word square?

BAILEY  
CONNOR  
EMMA  
ISMAIL  
LEON  
PAUL  
STEPHEN  
ZUBAIR

Start here

Look at each Christmas picture and fill in the missing letters to complete each word



t \_ n \_ \_ l




\_ \_ \_ \_ l \_



a \_ \_ \_ l

Find your way through the Snow-Maze



Answers on page 11

